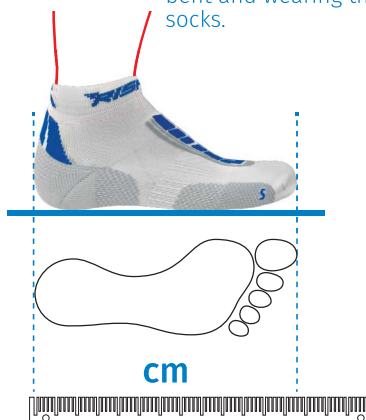


CHOOSE YOUR SIZE



1

Measure the foot in the straight position with the knee slightly bent and wearing the socks.




2

If you don't use Risport device and you are an athlete or an adult you should add no more than 10 mm, 15 mm if you are a child.

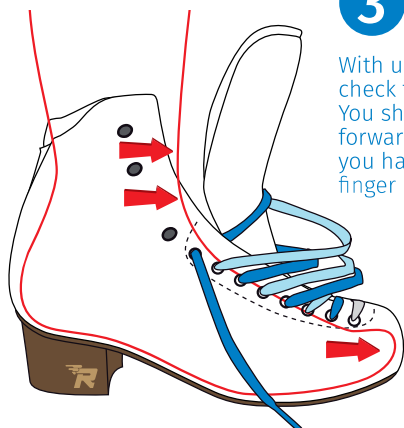


If you use Risport device and you are a child consider child column while if you are an athlete or adult consider competitor column.



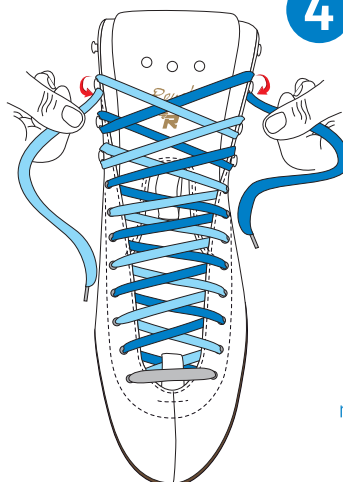
3

With unlaced boots double check the measurement. You should push your foot forward and then check if you have the space for one finger behind your heel.

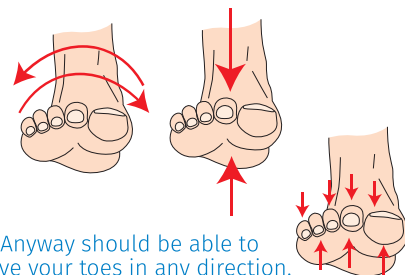


4

Lace your boots and check the following points:



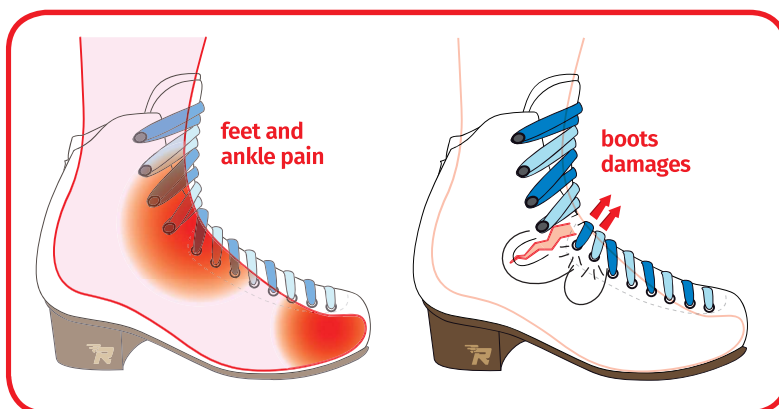
If you feel your feet shaking you are wearing the wrong size



Anyway should be able to move your toes in any direction.



INCORRECT LACING LEADS TO:



FOOT COMPARISON SIZING CHART

Mondopoint sizes	170	175	180	185	190	195	200	205	210	215	220	225	230	235	240	245	250	255	260	265	270	275	280	285	290	295	300	305
French-EU sizes	24	25	26	27	28	29	30	31	31,5	32	33	34	34,5	35	36	37	37,5	38	39	40	40,5	41	42	42,5	43	44	45	46
USA MAN							13	13,5	1,5	2	2,5	3	3,5	4-4,5	5	5,5	6	6,5-7	7,5	8	8,5	9	9,5	10	10,5-11	11,5	12	12,5
USA LADY *	8	9	10	11	12	13	13,5	1	2	2,5	3	3,5	4	4,5-5	5,5	6	6,5	7-7,5	8	8,5	9	9,5	10	10,5	11-11,5	12	12,5	13
UK *	7	8	8,5	9,5	10	11	12	12,5	13	13,5	1	1,5	2	2,5	3-3,5	4	4,5	5	5,5	6,5	7	7,5	8	8,5	9	9,5-10	10,5	11,5

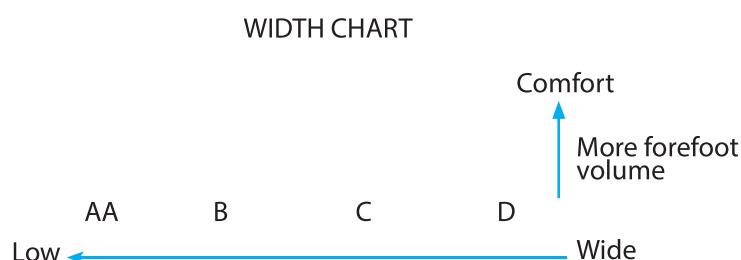
* Junior range



FIT TOPERFORM


The foot has always been the main focus in Risport skate engineering. The best fit of all fits is our top priority. Thanks to a 3D scanner, Risport performs an accurate analysis of the morphology of the foot and adapts the fit of its skates to the specific needs of consumers.

Risport's "AA", "B" and "C" fits have long become a legend for thousands of professional skaters and skating enthusiasts. Added to the above as the evolution of fit "C", "Comfort" is the result of a 3D analysis and features the same width as its predecessor but an increased volume in the forefoot area. "Comfort" guarantees the highest amount of foot support, which helps keep the quality of performance unchanged for a long time.



HOW TO MEASURE YOUR WIDTH

The width is important, measure it in the larger point of your foot, in the straight position with the foot slightly relieved. Then compare your width with the chart below. For example if you usually wear size 240 and your width is 21,5 cm you will choose AA.



WIDTH CHART **

Mondopoint sizes	170	175	180	185	190	195	200	205	210	215	220	225	230	235	240	245	250	255	260	265	270	275	280	285	290	295	300	305
AA	190	192	194	195	197	199	200	202	204	206	208	209	211	213	215	216	218	220	222	223	225	227	229	230	232	234	236	237
B	200	202	204	205	207	209	210	212	214	216	218	219	221	223	225	226	228	230	232	233	235	237	239	240	242	244	246	247
C	205	207	209	210	212	214	215	217	219	221	223	224	226	228	229	231	233	235	237	238	240	242	244	245	247	249	250	252
D	210	212	214	215	217	219	220	222	224	226	228	229	231	233	235	236	238	240	242	243	245	247	249	250	252	254	256	257

If you feel that the width is too large or narrow, remember to check in our catalog if the model you chose is available in other widths.

CUSTOM MY RISPORT



Don't forget that our boots are heat moldable.

To achieve a higher level of fit customization, Risport has developed a customization project to enable everyone to custom fit their Risport boots. All the skates manufactured by Risport are heat moldable: thanks to the "Custom My Risport Bag" skaters can warm up their boots homogeneously and obtain genuine customization to the shape of their feet!