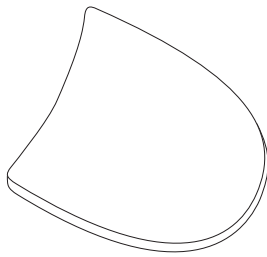


HEEL RAISER MOUNTING INSTRUCTIONS



THE KIT CONTAINS

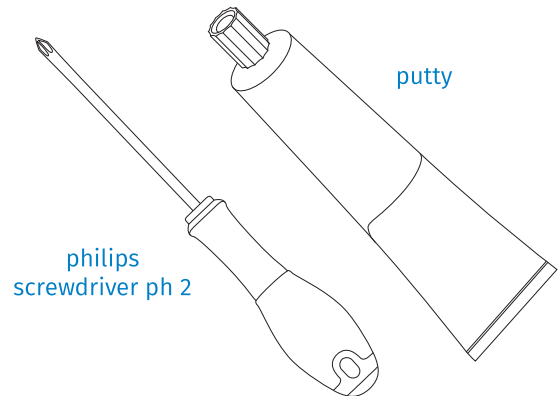


x2 raiser



x8 cross raised head
tapping screw 3,5x28

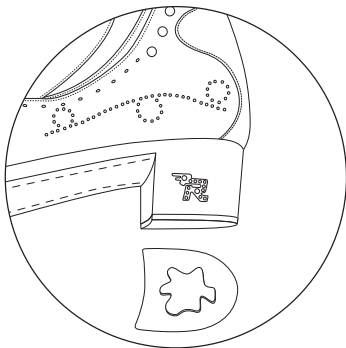
YOU WILL NEED



philips
screwdriver ph 2

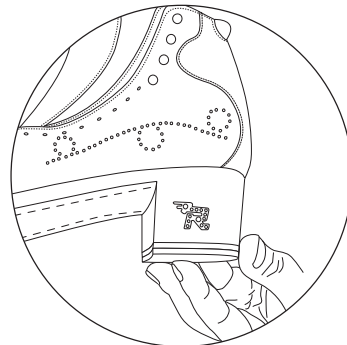
putty

1



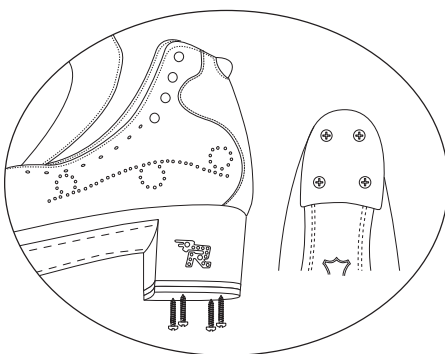
Apply putty on the heel and on the top of the accessory

2



Join together the two parts

3



Insert the screw on the four points indicated on the picture.

4



Attention! Let the putty dry