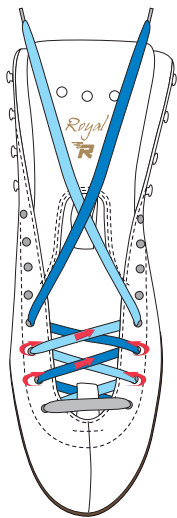
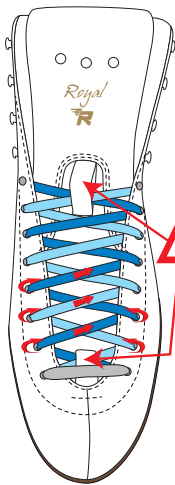


BOOT LACING



1

Start lacing your boots from the inside to the outside.



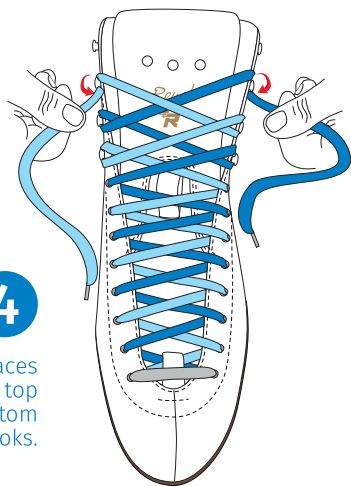
2

You should use the lace keeper.



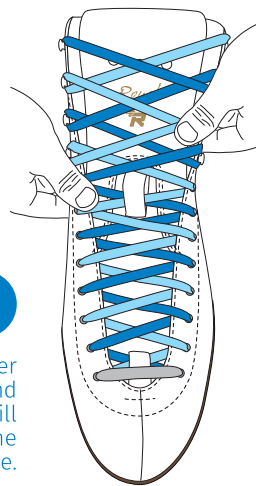
3

Put your feet inside the boots. Note the heel has to be in the right position.



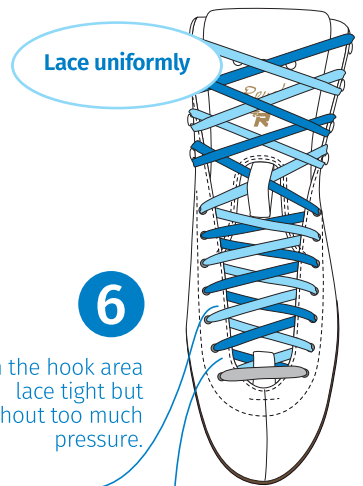
4

Pass the laces from the top to the bottom of the hooks.



5

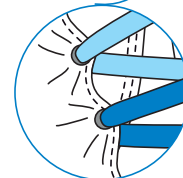
Risport softer lacing zone and a tight lacing will ensure you the best performance.




Lace uniformly

6

In the hook area lace tight but without too much pressure.



X
Incorrect



7

Unlace your boots in order to let it dry.



INCORRECT LACING LEADS TO:

